


















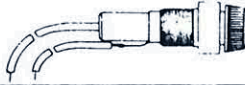







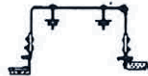




FOR COMMERCIAL AND INDUSTRIAL LIGHTING FIXTURES

ACCESSORY	DESCRIPTION	ACCESSORY	DESCRIPTION
	2SJ - 2 Wire Cord & Plug		PS - Pipestem
	3SJ - 3 Wire Cord With Standard Plug		SGH - Slide Grip Hanger
	PS1C - Single Circuit Pull Switch		JC - Jack Chain
	PS2C - 2 Circuit Pull Switch		FC - Fluorescent Chain
	PSWL - Levolver Pull Switch		SH - S Hook
	TSW - Turn Switch		LVL - Leveling Lug With Screw
	GRC - 1/2" Greenfield Connector		H - Hickey
	TDR - Top Down Reflector		F - Flanges
	WR - Angle Reflectors		CO - Convenient Outlet
	A - Apertured Reflectors		FB - Fuse. One Fuse Holder And One Fuse Per Ballast Wired internally.
	RIS-1 - Radio Interference Suppressor		ML - Metal Louver PL - Plastic Louver
	RA - Reflector Aligner		DE - Decorative End Plate
	SP - Single Pendant Canopy Set		RPF - Recessed Plastic Frames
	SC - Stem Coupling		RHB - Recess Hanger Brackets
	SA - Swivel Aligner		TS - Twin Stem Canopy Set

VOLTAGE RANGE	Nominal Line Voltage	208	220	236	260	277	464	480
	Applied Voltage Limits	199-216	210-230	220-250	240-275	255-290	430-480	450-500

UL LISTED - UNION MADE A.F. of L.

I.B.E.W. -
Copyright 1978 by Crownlite

BY **CROWN LITE**

CROWN LITE FLUORESCENT CORP.

1546 OCEAN AVENUE, BOHEMIA, NEW YORK 11716